

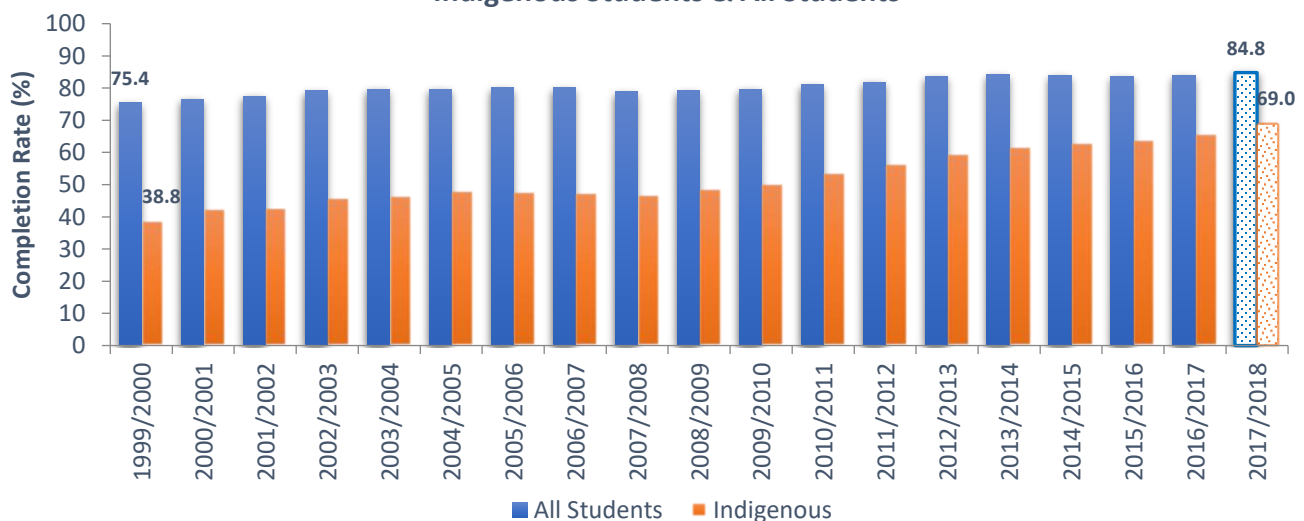


Six-Year Completion Rates on the Rise



The Ministry of Education collects data to monitor the success of K-12 students in the B.C. school system every year. One of the datasets the Ministry collects is the **Six-Year Completion Rate**. This is the number of students who complete secondary school with a British Columbia Certificate of Graduation or a British Columbia Adult Graduation Diploma, within six years of when they enroll in grade 8, adjusted for migration in and out of the province. Six-year completion rate statistics for the 2017/18 school year are now available, and the results are very positive.

Figure 1- Six-Year Completion Rates for Indigenous Students & All Students





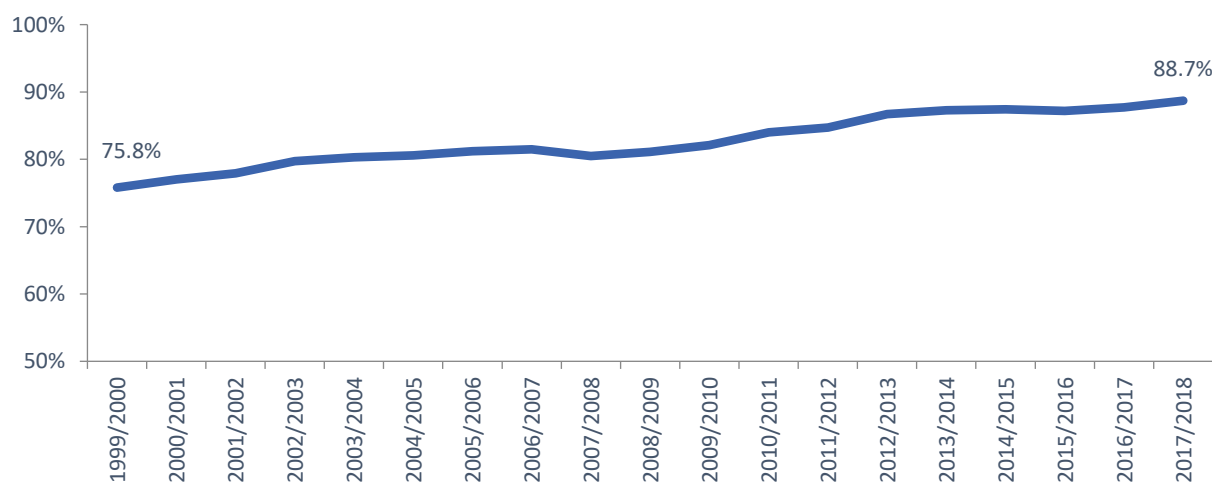
As you can see from Figure 1, the six-year completion rate for all B.C. students in 2017/18 remained strong at 84.8%. This was an increase of 0.8% from the previous year and nearly 10% from 1999/2000.

The six-year completion rate for Indigenous students has increased by over 30 percentage points since 1999/2000 and is at its highest rate in almost 20 years in 2017/18 at 69%.

Between 2016/2017 and 2017/2018, completion rates for Indigenous students increased three percentage points, which was the largest single-year increase since 2010/2011. With increased supports and an improved, modern curriculum that accurately reflects the history of Indigenous peoples in British Columbia, [more Indigenous students are completing high school than ever before.](#)

Resident Students

**Figure 2: Six Year Completion Rate
for B.C. Residents**

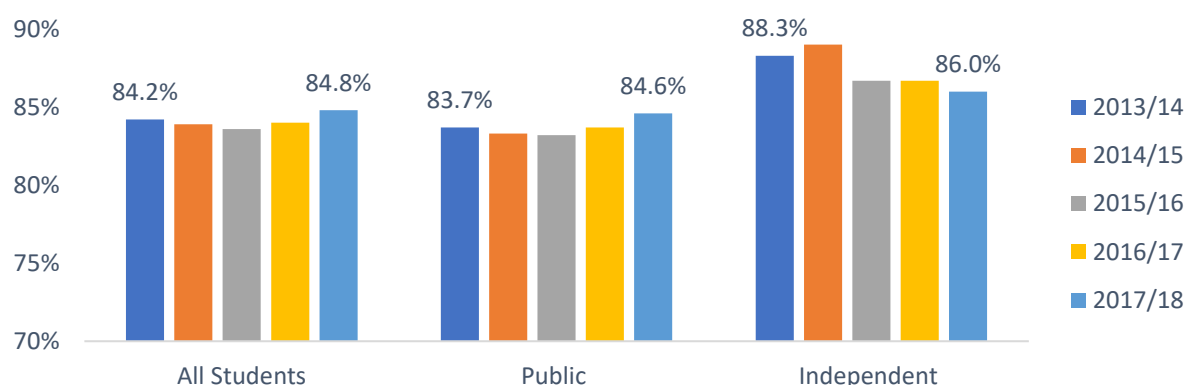


For the last several years, the Ministry has been tracking six-year completion rates for B.C. Residents only (excludes non-residents such as international students who may not come to B.C. intending to graduate). Six-year completion rates for B.C. Residents have also increased steadily, from 75.8% in 1999/2000 to 88.7% in 2017/2018 – this also represents an almost 20-year high.



Independent Schools

Figure 3: Six Year Completion Rates
All Students, Public Schools and Independent Schools



While six-year completion rates for public schools have remained stable over the past five years, rates for independent schools have declined slightly for the same period, from a high of 89% in 2014/2015 to a low of 86% in 2017/2018. The six-year completion rate for independent schools overall remains slightly higher than it does for public schools though.

Why are higher six-year completion rates important?

Increases to the six-year completion rate have broad personal and societal benefits. At a personal level, students who complete Grade 12 have more work opportunities, higher income levels and ultimately better health than those who do not graduate. At a societal level, higher graduation rates result in a larger skilled workforce in the long term and a corresponding positive impact on the provincial economy.

The learning and resources that enable Grade 12 graduation are complex but include timely learning of critical reading, writing, and mathematical skills. The reasons for delayed graduation vary widely, from moving frequently to low levels of engagement and motivation to health challenges and these factors create gaps in learning that make Grade 12 graduation more difficult.

Please contact EDUC.AnalysisandReporting@gov.bc.ca if you have any questions or comments about the 2017/18 six-year completion rate results.